

Smartdealer Reporting

All dealers can access their connection information on www.smartcallonline.co.za

Dealers will be able to see the following:

- Month-to-date connection totals
- Current Month daily connection counts
- Previous month summary
- Admin around the reporting
- Stock allocation reports and admin



smartcall

Login Procedure

- Go to **www.smartcallonline.co.za**
- Enter your registered cell phone number and request a One Time Pin
- Smartcall will send the One Time Pin to the cell phone number you are using (must be same number)
- Enter the One Time Pin
- Press Login



SMARTCALL ONLINE

Cell Nr

One Time PIN

Login

To get your One Time Pin **Please Dial [*130*678*23#](tel:*130*678*23#)**

Please note you need cookies enabled on your browser to create a secure login session.

If you are unable to dial USSD from your cell number, please contact us to have your number added to an exception list, then get your

One Time Pin via SMS

Main Menu

Option 1



Online interface for Smartload (online airtime vending)

Functionality on this site includes:

- Individual recharges
- Bulk recharges - Dealers can upload a file and we will process all the recharges. This saves you time from capturing individual recharges
- Reporting - Dealers are able to see detailed reporting of all recharges
- Funds transfer

Option 2 - Smartdealer (ref below)

Option 3 - Rica



If you are a RICA agent, then you can register new agents and SIM cards.

Smartdealer Menu

Option2

SmartDealer Online

SmartDealer Home



User Accounts

Reporting Preferences

Daily Connections

Monthly Summary

Starter Allocation

Google Maps

[Back to Smartcall Online Home](#)

Month-to-Date Connection Totals:

Syspro Account	Dealer Name	Sales Code	Vodacom Connection Count	Telkom Mobile Connection Count
A000186	Asarah trading	S01	0	0
AE00001	andre edward lombard	N03	0	0
L000008	Nu-Cell/ AE Lombaard	RNO	0	0
N000054	NTUTUELO MHLAKAZA	RNO	0	0
N000055	Ntsako Telecoms	S01	0	0
S000431	telly call	RNO	0	0
S000456	Silulo	GEN	0	0
S000469	Telly Call	RPE	0	0
S000541	Smartcall Promo 1 Cape Town	RNO	0	0
T000066	TC Mahlangu Trading Enterprise	RGS	0	0
V000046	Vodacom Mpumalanga Region	RNO	3	0
V000047	Vodacom Gauteng South	RNO	0	0
V000049	Vodacom Limpopo Regional	RNO	0	0
V000059	Vodacom Central Region	RCE	0	0
V000060	Vodacom KZN Region	RKZ	43	0

The current month's connections will be displayed on this menu.

This excludes any starters purchased in the current month.

Smartdealer Menu

User Accounts:

This option displays all the users that are able to view the Syspro accounts linked.

Syspro is the accounts packaged used by Smartcall. Your Syspro account is your customer trading account with Smartcall. If you have one Syspro account you will see this one account only. If you have multiple accounts you will see all the accounts.

Dealers are able to add and delete users.

Dealers have the option to give new users "Update" rights. This will allow the new user to add or delete users. Select "View" if you don't want to allow new users to add or delete users. This will be the safest option.



The screenshot shows the 'SmartDealer Online User Accounts' interface. At the top left, the title 'SmartDealer Online User Accounts' is displayed. To the right are 'Home' and 'Logout' buttons. Below the title is a breadcrumb trail: 'home | smartdealer home | user accounts'. The main content area features a dropdown menu labeled 'Select Syspro Account to view info:' with 'A000186 - Asarah trading' selected and a 'View info' button. Below this is a section titled 'Current users for dealer account A000186:' containing two rows of user information: '27722919964 Update Rights:Y' and '27820468888 Update Rights:Y', each with a checkbox. At the bottom of this section are 'Delete Selected Users' and 'Add a User' buttons.

Reporting Preferences:

The Reporting Preferences menu displays the email address for all your reports. You can update your e-mail address or add additional email addresses

Dealers need to select which reports they would like to receive from Smartcall on this menu. Smartcall will only send the selected reports.

Smartdealer Menu

SmartDealer Online Reporting Preferences

Home Logout

home | smartdealer home | reporting preferences

Select Syspro Account to view info:
A000186 - Asarah trading View Info

Current data on record for **A000186**:
Contact e-mail for this Syspro Account: djmanaka@gmail.com

Reports currently sent

	Frequency	Sent	Destination
Connections Detail	Daily	<input type="checkbox"/>	eMail address list
Connections Summary	Daily	<input type="checkbox"/>	eMail address list
Connections Detail	Monthly	<input type="checkbox"/>	eMail address list
Activations	Monthly	<input type="checkbox"/>	eMail address list
Deletions	Monthly	<input type="checkbox"/>	eMail address list
Sim Swap	Monthly	<input type="checkbox"/>	eMail address list
Connection Not Activated	Monthly	<input type="checkbox"/>	eMail address list
Activated No Commission Paid	Monthly	<input type="checkbox"/>	eMail address list
Terminal Successful Recharges	Monthly	<input type="checkbox"/>	eMail address list
Terminal Successful Recharges	Weekly	<input type="checkbox"/>	eMail address list
Terminal Successful RICA Registrations	Monthly	<input type="checkbox"/>	eMail address list
Terminal Successful RICA Registrations	Weekly	<input type="checkbox"/>	eMail address list
Terminal Successful RICA Summary	Weekly	<input type="checkbox"/>	eMail address list

Daily Connections:

This option displays the current month's daily connections

SmartDealer Online Daily Connection Counts

Home Logout

home | smartdealer home | daily connection counts

Select Syspro Account to view info:
V000060 - Vodacom KZN Region

View Daily Connections Download as CSV

Date	Vodacom Connections	Telkom Mobile Connections
2017-02-01 19	0	
2017-02-02 8	0	
2017-02-03 4	0	
2017-02-04 12	0	
2017-02-05 4	0	
2017-02-06 2	0	
2017-02-07 3	0	
2017-02-08 1	0	
2017-02-09 4	0	

Smartdealer Menu

Monthly Summary:

This option displays a summary per deal of a month's connections, activations, deletions, SIM swops and recharge amounts (only applicable to ongoing deals).

This option also displays total purchases, total connections, total activations and total deletions per deal.

Data on connections, activations, deletions, SIM swops and recharge amounts is only available up until the end of the previous month. The page display therefore defaults to this value. To get the latest data you therefore just select the relevant Account and click "View Monthly Summary".

Syspro Dealer	Dealer Name	Deal	Start	End	Purch	Conn	Act	Del	Sim Swop	Ongoing Recharge Amount	Sales Acq	Total Purch	Total Conn	Total Act	Total Del	Total Sales Acq	Sales Region
A000186	Asarah trading	100MB Activation Boost(0&0)	2017-02-01	2017-02-19	0	19	0	2	0	0	0	230	79	41	21	0	S01
A000186	Asarah trading	Current month sales	2017-02-01	2017-02-19	20	0	0	0	0	0	0	20	0	0	0	0	S01

If however you require the summary for a previous month, please select the correct year and month and then click "View Monthly Summary"

The totals in the TotPurch, TotConn, TotAct and TotDel columns are from date of your first purchase with us up to and including the selected month.

Smartdealer Menu

home | smartdealer home | monthly summary

Select Syspro Account to view info:

All Accounts

Select Year & Month

2014 2

Select Network

Vodacom

View Monthly Summary

Download as CSV

Syspro Dealer	Dealer Name	Deal	Start	End	Purch	Conn	Act	Del	Sim Swop	Ongoing Recharge Amount	Sales Acq	Total Purch	Total Conn	Total Act	Total Del	Total Sales Acq	Sales Region
A000186	Asarah trading	Dash4Cash0&15	2014-02-01	2017-02-19	200	184	67	267	18	0	0	11440	4564	1899	1592	0	S01
L000008	Nu-Cell/ AE Lombaard	Dash4Cash0&15	2014-02-01	2017-02-19	0	4	0	11	1	0	0	19573	3851	2311	3115	0	RNO
L000008	Nu-Cell/ AE Lombaard	Dash4Cash25	2014-02-01	2017-02-19	0	0	0	24	0	0	0	74974	38128	26149	61536	0	RNO
L000008	Nu-Cell/ AE Lombaard	Dash4Cash3&25	2014-02-01	2017-02-19	0	2	0	53	3	0	0	128424	47142	25290	41525	0	RNO



Smartdealer Menu

Starter Allocation

The starter allocation menu on www.smartcallonline.co.za can be found under Smart Dealer. Please note that no actual allocations are done via the website, the functionality is for reporting and admin purposes only.

SmartDealer Online

Starter Allocation



- Starter Allocation Summary
- Starter Allocation History
- SIM Query
- Delivery Address Admin
- Auto Allocation Admin
- Bulk Starter Allocation Query
- Bulk Starter Reallocation
- Back to SmartDealer Online Home

Starter Allocation

Starter Allocation Summary

A summary per recipient agent for a given month, with a count per network of SIMs allocated, RICA'd, Connected, Activated & Reallocated. Lists a recommendation of how many starters should be allocated to the agent (calculation based on previous activations).



The screenshot shows the 'SmartDealer Online Starter Allocation Summary' page. It features a navigation bar with 'Home' and 'Logout' icons. Below the navigation bar is a breadcrumb trail: 'home | smartdealer.home | starter.allocations | starter allocation summary'. The main content area contains a form with the following fields:

From		To	
Year	Month	Year	Month
2017	2	2017	2

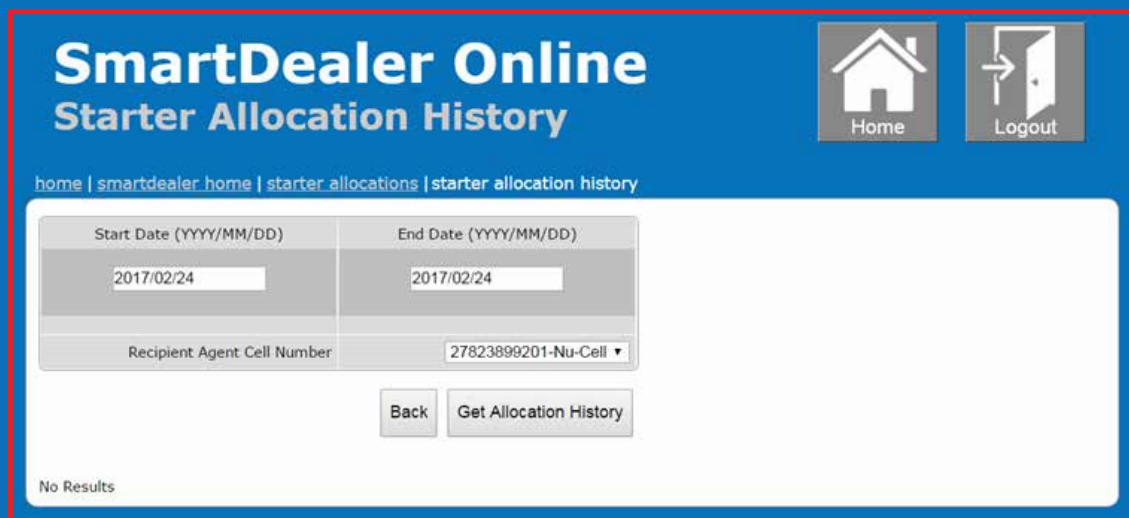
Recipient Agent: All Recipient Agents
Network: All Networks

Buttons: View Summary by Month, Download as CSV

Message: No data found

Starter Allocation History:

A history of batches allocated to a specific recipient agent, starting at a specific date. Batch information including date allocated, channel, network & status will be displayed. The device is showing the specific CFS terminal used for the allocation is also displayed.



The screenshot shows the 'SmartDealer Online Starter Allocation History' page. It features a navigation bar with 'Home' and 'Logout' icons. Below the navigation bar is a breadcrumb trail: 'home | smartdealer.home | starter.allocations | starter allocation history'. The main content area contains a form with the following fields:

Start Date (YYYY/MM/DD)	End Date (YYYY/MM/DD)
2017/02/24	2017/02/24

Recipient Agent Cell Number: 27823899201-Nu-Cell

Buttons: Back, Get Allocation History

Message: No Results

Starter Allocation

Selecting a batch displays the detailed list of starter serials & allocation status.

home | smartdealer home | starter allocations | starter allocation history | starter allocation history detail

Allocation History Detail for Batch: 35

Starter Serial Number	Status
8927000001425511981	Successful
8927000001600381838	Successful
8927000001422062152	Successful
8927000001422062145	Successful
8927000001422062103	Successful
8927000001508666827	Successful
8927000001508666819	Successful
8927000001277703231	Successful
8927000001508666894	Successful
8927000001602482097	Successful
8927000001602482089	Successful
8927000002697368449	Serial already allocated
8927000001897370684	Serial already allocated

Back to Starter Allocation Menu Back to Starter Allocation History

Delivery Address Admin:

Capture, display or edit a delivery address for a specific Recipient Agent. Note that an allocating agent can only edit the delivery address of a recipient agent after they have allocated at least 10 starters to that recipient agent.

home | smartdealer home | starter allocations | delivery address

Please provide Call Number of Recipient Agent:

Back Find Agent

Agent Call number: **0716604833**

Contact Person:

Outlet:

Address:

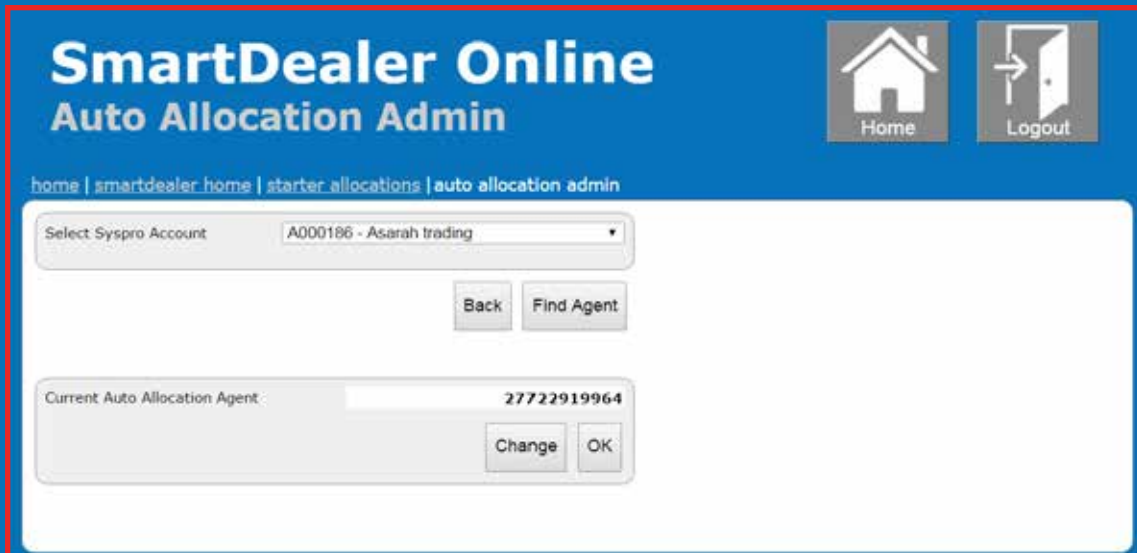
eMail:

Cancel Update

Starter Allocation

Auto allocation admin :

To find out who the current auto allocation Agent is on your account



The screenshot shows the 'SmartDealer Online Auto Allocation Admin' interface. At the top, there are 'Home' and 'Logout' buttons. Below the header, there is a breadcrumb trail: 'home | smartdealer.home | starter.allocations | auto allocation admin'. The main content area features a dropdown menu for 'Select Syspro Account' with 'A000186 - Asarah trading' selected. Below this are 'Back' and 'Find Agent' buttons. A second section shows 'Current Auto Allocation Agent' with the value '27722919964' and 'Change' and 'OK' buttons.

Bulk starter allocation query :

To view bulk start allocation files



The screenshot shows the 'SmartDealer Online Bulk Starter Allocation Query' interface. At the top, there are 'Home' and 'Logout' buttons. Below the header, there is a breadcrumb trail: 'home | smartdealer.home | starter.allocations | bulk starter allocation query'. The main content area features a dropdown menu for 'Select Syspro Account to view info:' with 'A000186 - Asarah trading' selected. Below this is a 'View Bulk Starter Allocation Files' button. At the bottom, it says 'No data found'.